

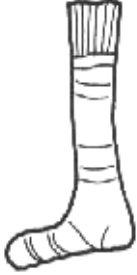


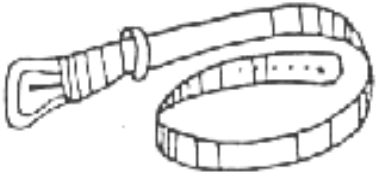



















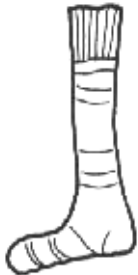


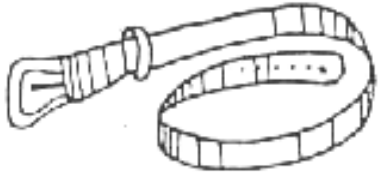

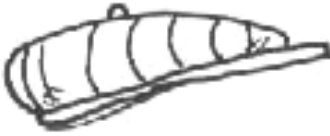



## 7. BOY'S CLOTHES - GLI ABITI PER UN RAGAZZO

1. 	2. 	3. 
<b>COSTUME</b>	<b>SHORTS</b>	<b>STOCKING</b>
4. 	5. 	6. 
<b>VEST</b>	<b>TROUSERS</b>	<b>BELT</b>
7. 	8. 	9. 
<b>TIE</b>	<b>CAP</b>	<b>PYJAMAS</b>
10. 	11. 	12. 
<b>JACKET</b>	<b>PULLOVER</b>	<b>ANORAK</b>

## 7. BOY'S CLOTHES - GLI ABITI PER UN RAGAZZO

1. 	2. 	3. 
<b>COSTUME</b>	<b>CALZONCINI</b>	<b>CALZETTONI</b>
4. 	5. 	6. 
<b>CANOTTIERA</b>	<b>CALZONI</b>	<b>CINTURA</b>
7. 	8. 	9. 
<b>CRAVATTA</b>	<b>BERRETTO</b>	<b>PIGIAMA</b>
10. 	11. 	12. 
<b>GIACCA</b>	<b>PULLOVER</b>	<b>GIACCA A VENTO</b>

7. BOY'S CLOTHES - GLI ABITI PER UN RAGAZZO

1. 	2. 	3. 
4. 	5. 	6. 
7. 	8. 	9. 
10. 	11. 	12. 